
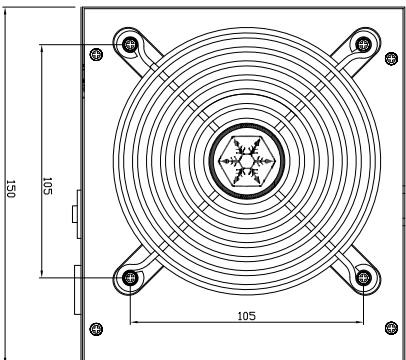
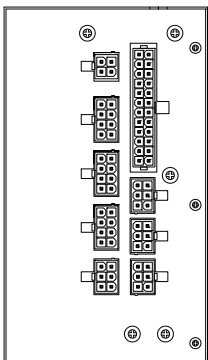
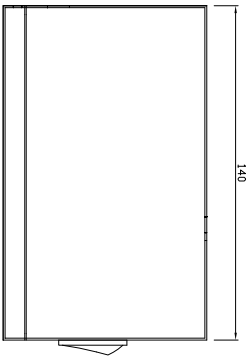
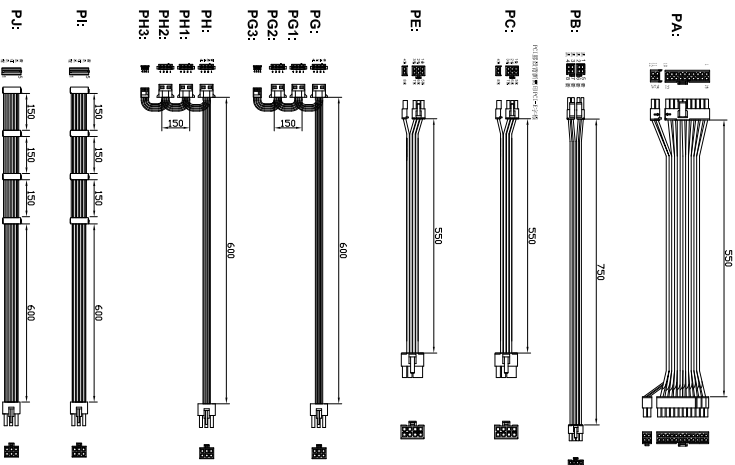


# SST-ST55F-PT

DIM
PA: 550+30MM -0MM
PB: 750+30MM -0MM
PC: 550+30MM -0MM
PE: 550+30MM -0MM
PG: 600+30MM -0MM
PG1: 150+30MM -0MM
PG2: 150+30MM -0MM
PG3: 150+30MM -0MM
PH: 600+30MM -0MM
PH1: 150+30MM -0MM
PH2: 150+30MM -0MM
PH3: 150+30MM -0MM
PI: 1050+30MM -0MM
PJ: 1050+30MM -0MM



REF.ID.	PIN NO.	COLOR	V
<b>PA</b>	1	ORANGE	+3.3V
	2	ORANGE	+3.3V
	3	BLACK	COM
	4	RED	+5V
	5	BLACK	COM
	6	RED	+5V
	7	BLACK	COM
	8	GRAY	PMR_OK
	9	PURPLE	+5VSB
	10	YELLOW	+12V
	11	YELLOW	+12V
	12	ORANGE	+3.3V
	13	BROWN	+3.3V(SENSE)
	14	BLUE	+12V
	15	BLACK	COM
	16	GREEN	PS_ON#
	17	BLACK	COM
	18	BLACK	COM
	19	BLACK	COM
	20	RED	+5V
	21	RED	+5V
	22	RED	+5V
	23	RED	+5V
	24	BLACK	COM

REF.ID.	PIN NO.	COLOR	V
<b>P1</b>	1	ORANGE	+3.3V
	2	BLACK	COM
	3	RED	+5V
	4	BLACK	COM
	5	YELLOW	+12V
<b>PJ</b>	1	YELLOW	+12V
	2	BLACK	COM
<b>PG</b>	1	BLACK	COM
	2	BLACK	COM
<b>PH</b>	1	BLACK	COM
	2	BLACK	COM
<b>PH1-2</b>	1	RED	+5V
	2	RED	+5V
<b>PG3</b>	1	RED	+5V
	2	BLACK	COM
	3	BLACK	COM
	4	YELLOW	+12V
<b>PB</b>	1	BLACK	COM
	2	BLACK	COM
	3	BLACK	COM
	4	BLACK	COM
<b>PC</b>	1	YELLOW	+12V
	2	YELLOW	+12V
	3	YELLOW	+12V
	4	YELLOW	+12V
<b>PE</b>	1	YELLOW	+12V
	2	YELLOW	+12V
	3	YELLOW	+12V
	4	YELLOW	+12V
<b>PJ</b>	1	YELLOW	+12V
	2	BLACK	COM
	3	BLACK	COM
	4	BLACK	COM

