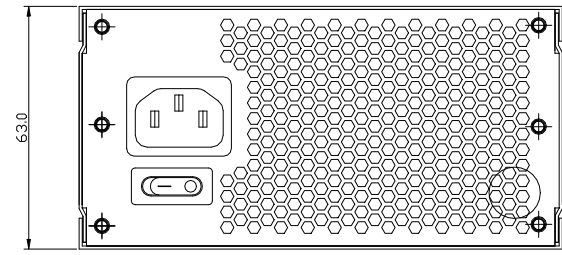
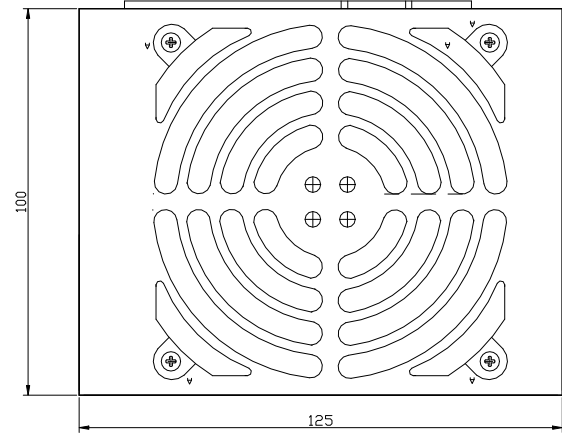
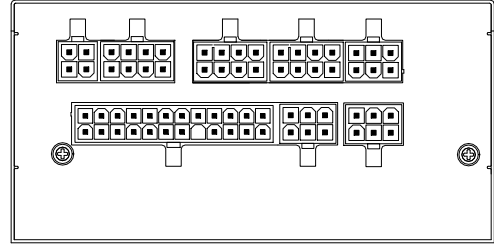
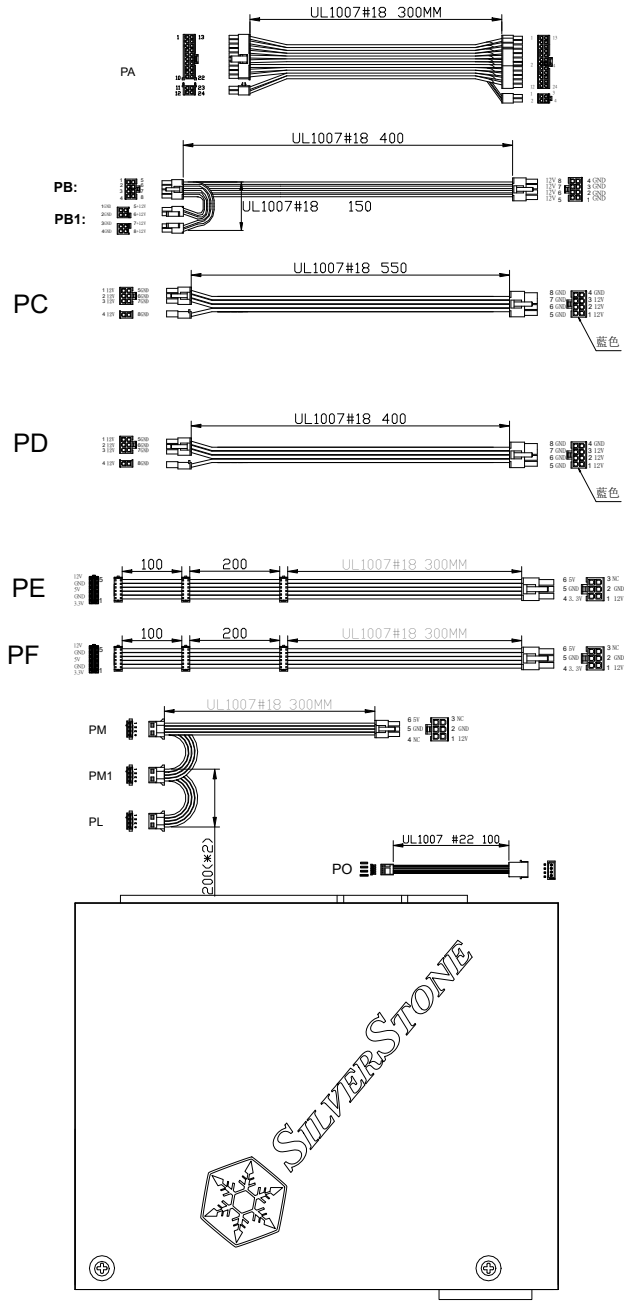


SX500-G V1.1



REF.ID.	PIN NO.	COLOR	V
PA	1	ORANGE	+3.3V
	2	ORANGE	+3.3V
	3	BLACK	COM
	4	RED	+5V
		RED	+5V
	5	BLACK	COM
	6	RED	+5V
	7	BLACK	COM
	8	GRAY	PWR_OK
	9	PURPLE	+5VSB
	10	YELLOW	+12V
	11	YELLOW	+12V
	12	ORANGE	+3.3V
		ORANGE	+3.3V
	13	BROWN	+3.3V (SENSE)
		BLUE	-12V
	14	BLACK	COM
	15	BLACK	COM
	16	GREEN	PS_ON#
	17	BLACK	COM
		BLACK	COM
	18	BLACK	COM
		BLACK	COM
	19	BLACK	COM
BLACK		COM	
20			
21	RED	+5V	
22	RED	+5V	
23	RED	+5V	
24	BLACK	COM	

REF.ID.	PIN NO.	COLOR	V
PM PM1 PL	1	YELLOW	+12V
	2	BLACK	COM
	3	BLACK	COM
PO	4	RED	+5V
	1	RED	+5V
	2	BLACK	COM
PE PF	3	BLACK	COM
	4	YELLOW	+12V
	1	ORANGE	+3.3V
	2	BLACK	COM
PB	3	RED	+5V
	4	BLACK	COM
	5	YELLOW	+12V
	1	BLACK	COM
	2	BLACK	COM
	3	BLACK	COM
	4	BLACK	COM
PC PD	5	YELLOW	+12V
	6	YELLOW	+12V
	7	YELLOW	+12V
	8	YELLOW	+12V
	1	YELLOW	+12V
	2	YELLOW	+12V
	3	YELLOW	+12V
	4	BLACK	COM
5	BLACK	COM	
6	BLACK	COM	
7	BLACK	COM	
8	BLACK	COM	

